

# EVD Updates Preparedness, Cholera & Dengue Fever Update

## 12<sup>th</sup> June, 2019



Dr. Refaya Ndyamuba



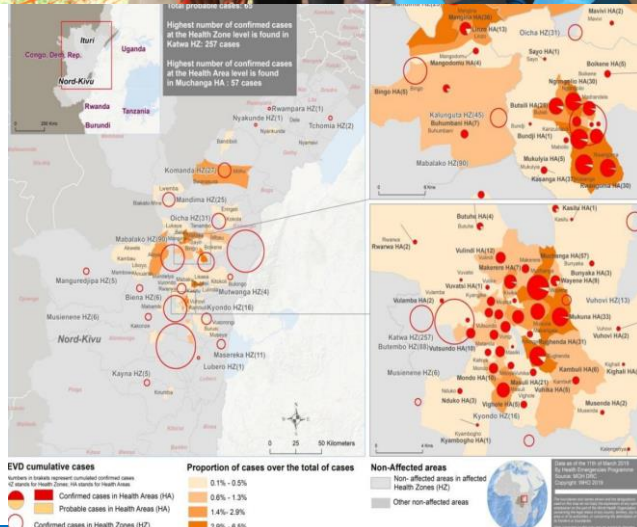
# Status of Ebola Outbreak in the Democratic Republic of the Congo up to 9 June 2019)

## ➤ Screening at PoE in Uganda



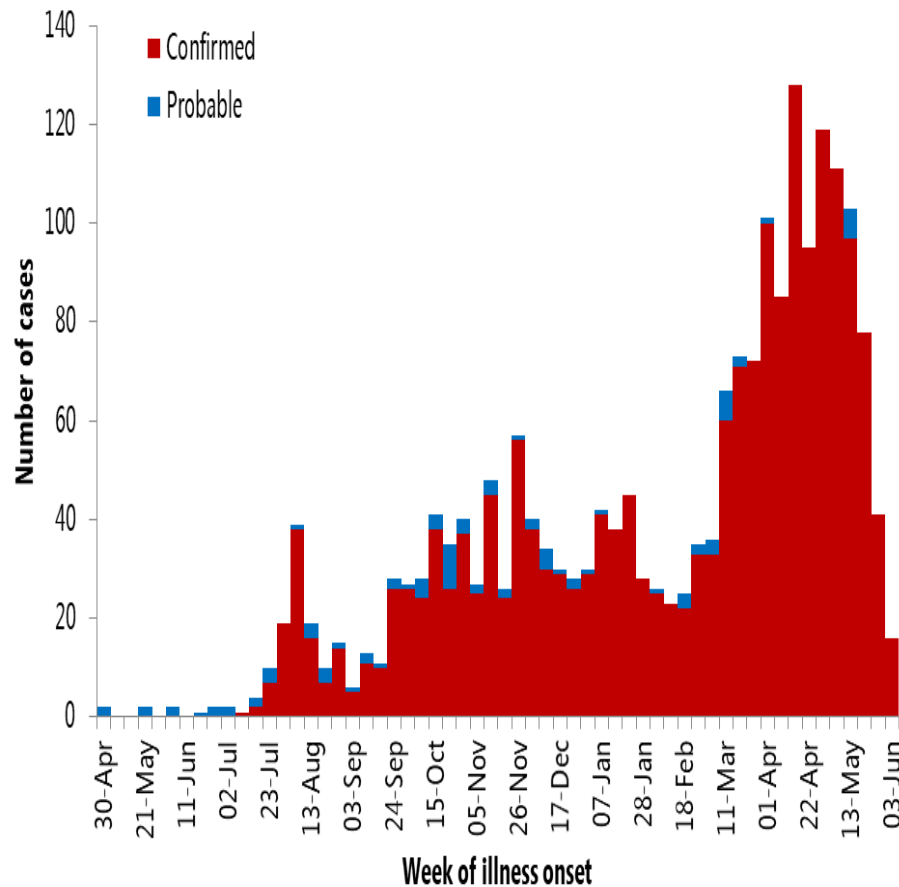
## ❖ One EVD case reported in Uganda at DRC Border

- ❖ In DRC EVD 68 cases last week cases (compared 88,121 in the last 2 weeks respectively with 33 death.
  - ❖ Transmission active 240 cases in 13 health zones from 71/ (39.6% of 179 health areas) 19 May -9 June 2019 period
  - ❖ Preliminary data for 10th June 9 news case & 7/18 contacts listed
  - ❖ Cumulative EVD cases 2062 Death 1390 CFR 67%
  - ❖ 117 009 contacts registered & and 15 509 under surveillance.
  - ❖ Average daily 1406 reported 1311 (93%) investigated
  - ❖ 124,825 vaccinated in DRC.
- Challenges:** *Mistrust & insecurity stopping transmission ?*
- ❖ onset to admission 6 days
  - ❖ 29 May 2019 in a vehicle intercepted with body of EVD case with 4 on board.

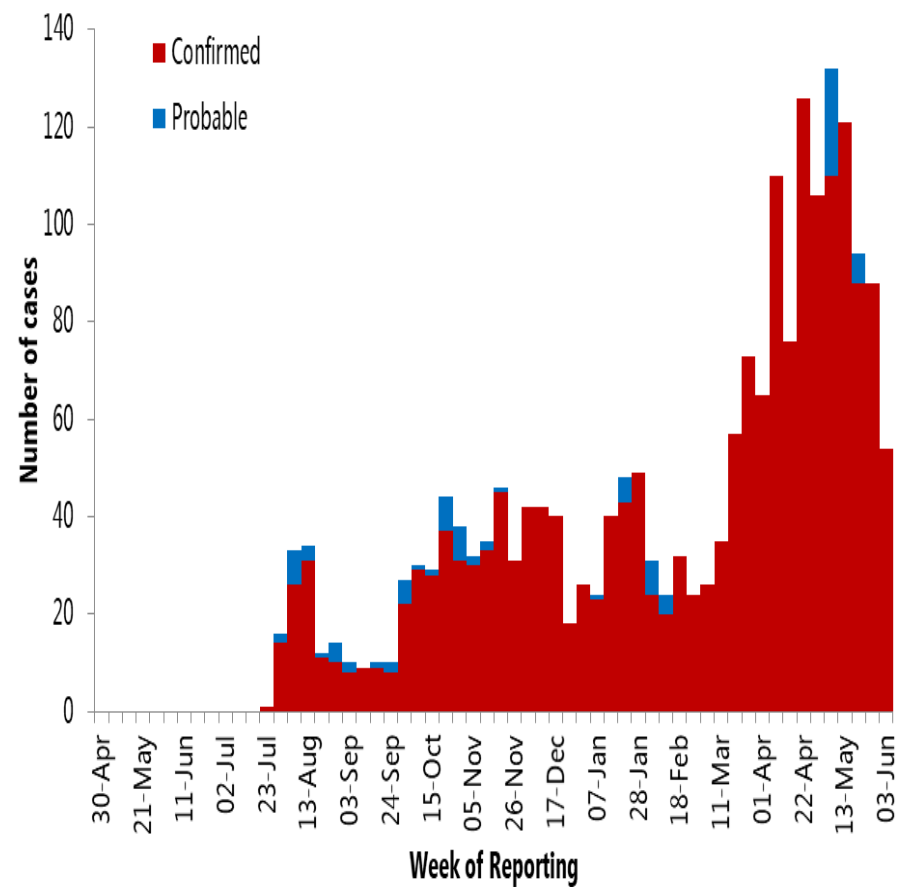


# Confirmed and probable Ebola virus disease cases by week of illness onset & reporting as of 09 June 2019

## Cases by week of illness onset



## Cases by week of reporting





## Objectives

- To conduct EVD preparedness and readiness assessment using the standard KPI check list.
- To improve the capacities of different key thematic areas
- To establish evidence based recommendations to strengthen health system resilience against EVD
- Advocacy for resource mobilization to scale up EVD preparedness and readiness in the high-risk regions

## Methodology

- Courtesy call to top officials
- KPI checklist with RHMTs
- Site visits at PoEs and Health facilities to PoE (Songwe, Kasumulu & Tunduma)
- Feedback to authorities through debriefing & presentations

# EVD Readiness Assessment Results Score Card

Component	Mbeya Reg	Mbeya City	Mbeya District	Kyela Distri	Songwe Reg	Tunduma TC	Momba District	Ileje District	Mbozi District
Coordination		NA							NA
Rapid Response Teams									
Surveillance		55%(32/58) 1	2	(43/46) 94%	187	9-Sep	38/38	33	87
		398	452	383	1098	114	178	226	516
Laboratory									
Case management including Safe and Dignified Burials, and Infection Prevention and Control									
Point of Entry									NA
	NA	NA						NA	NA
	NA	NA						NA	NA
	NA	NA							NA
						NA	NA		NA
	NA								
	NA								
Operational Support Logistics									
Resource Mobilization									
Laboratory									
	NA	NA	NA	NA	NA	NA	NA	NA	

# Conclusion & Recommendation from EVD readiness Assessment

EVD preparedness and readiness in regions is low.

## ➤ Questions

- What is our role as partners?
- How should we scale up EVD readiness in partnership with government of Tanzania?

## Recommendation

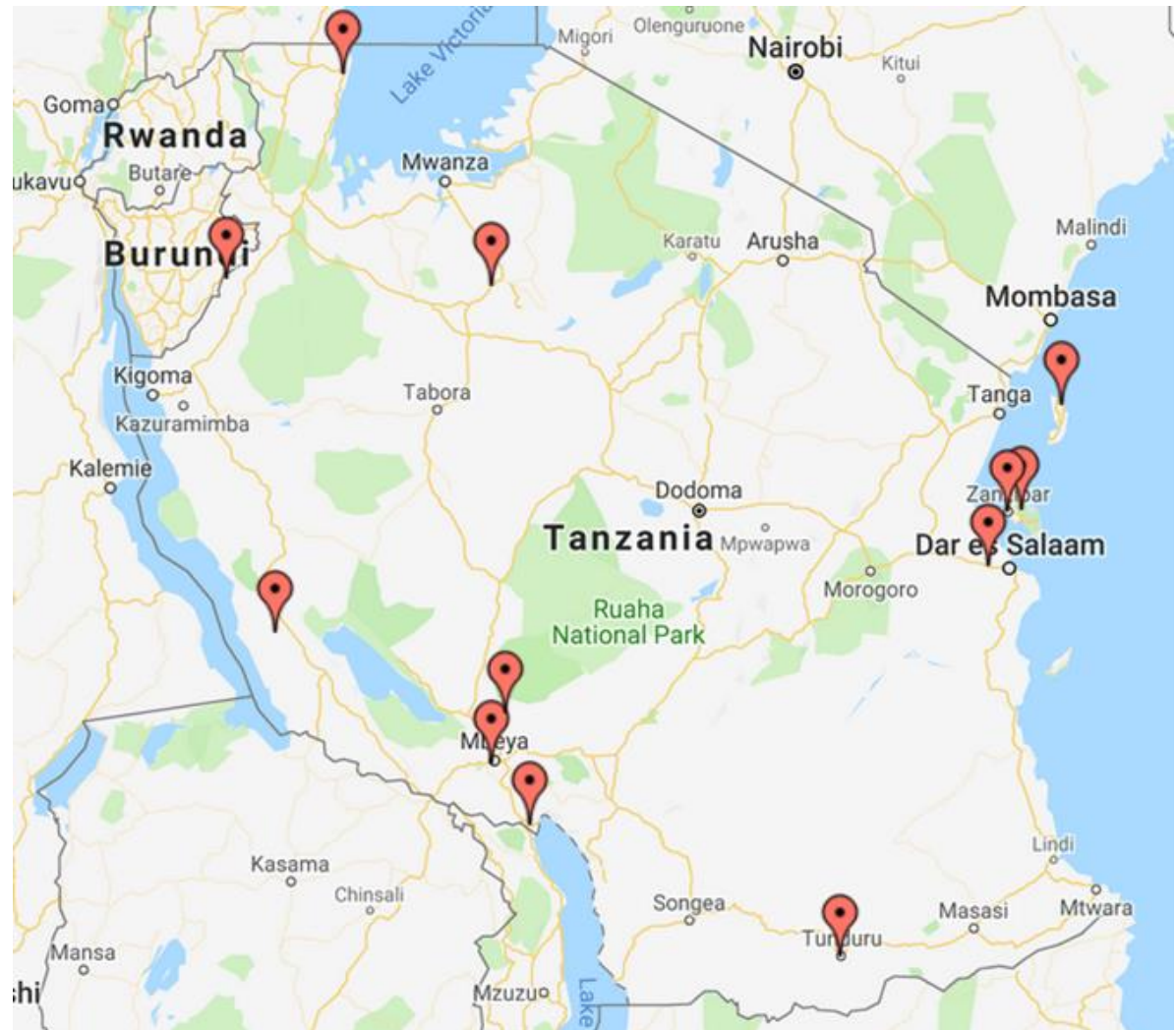
- MOH needs more support to strengthen coordination of all thematic areas with special focus on surveillance at Regional and District levels.

# Current EVD situation & planned activities in the United Republic of Tanzania

- ❖ Screening is on-going at 30 POEs in
- ❖ 23 POEs in Mainland: 10 Regions, 18 Districts with (Airports, Ports and Land borders)
- ❖ 7 POEs in Zanzibar: 4 Regions, 6 Districts (2 Airports and 5 Seaports)
- ❖ **No Alert reported last week, < 20 alerts reported in about a year**  
?????????.....
- ❖ Technical support - Cross border Simulation exercises under One Health Approach planned for 11 – 14 June 2019- Namanga . (Tanzania and Kenya) in collaboration with EAC & GIZ
- ❖ Continue to support MOH on capacity building activities for the high risk districts
- ❖ Validation and Printing of EVD SOPs, guidelines and tools in collaboration with CDC
- ❖ Joint EVD readiness assessment mission done
- ❖ Concept for reclassification
- ❖ NTF Friday 14<sup>th</sup> June 2019

# EVD Surveillance in United Republic of Tanzania

- ❖ Water crossing Points
- ❖ Ground Crossing
- ❖ Airports



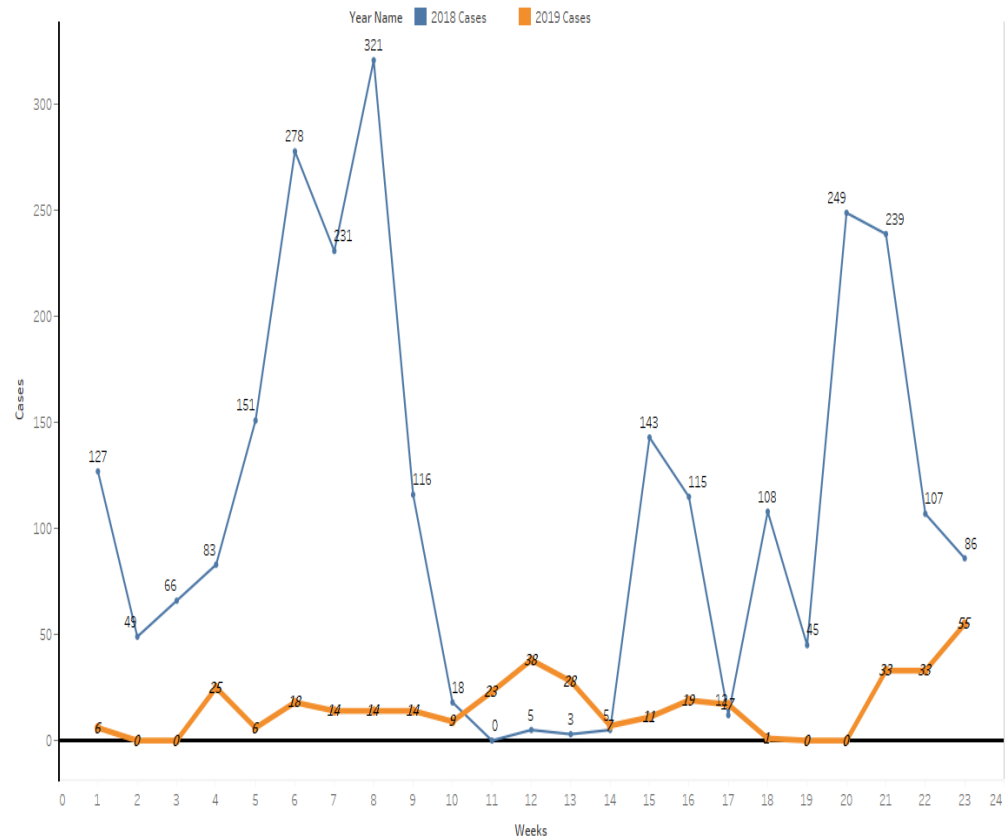


# SITUATION UPDATES ON CHOLERA & DENGUE

- ❖ Week ending 7 June 2019, **55 cases with zero death compared to 33 with 2 deaths** the previous week
- ❖ Reporting district ; Ilala, Temeke, Kinondoni, Ubungo & Kigamboni in Dar es Salaam. Tanga region zero cases.
- ❖ Since 25 Jan 2019, a cumulative of 365 cases, 5 deaths (CFR 1.4%) reported
- ❖ 15/195 districts in Tz have reported a case.

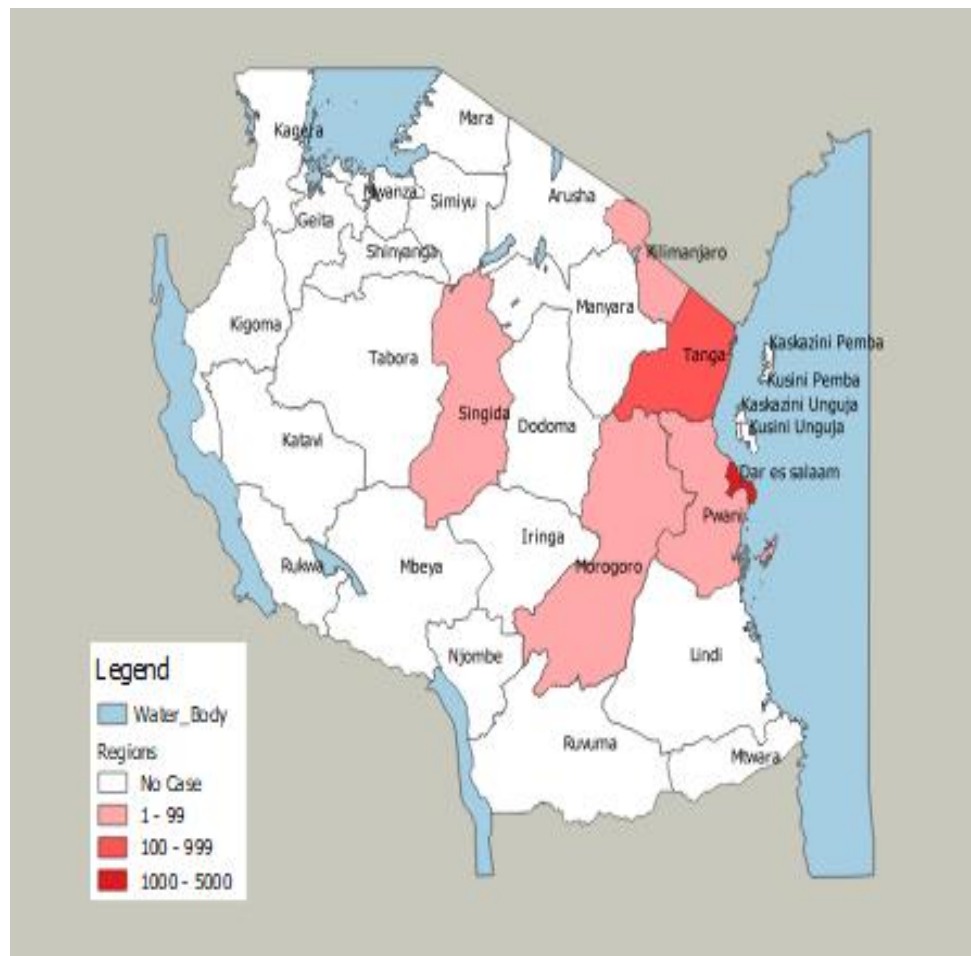
Trend of Cholera Outbreak in Tanzania 2019

(Lower Cholera Spikes Compared to Same Period 2018)



# SITUATION DENGUE OUTBREAK IN TANZANIA

- ❖ 300 cases, zero deaths reported from;
  - ❖ Dar es salaam (224) Tanga (21), Pwani (38) and Morogoro (1) Kagera (2)
- ❖ Cumulative 5011 cases 3215 confirmed & 3 deaths CFR 0.06%
- ❖ Regions reporting dengue;
  - ❖ Dar(4749 case, two deaths), Tanga(174), Pwani (69), Morogoro (8),Kagera (5), Arush (3), Kilimanjaro (1), and Singida (1).



## Dengue:

- ❖ Supported development costed response plan for Dengue outbreak in Dar es salaam
- ❖ Advocate for Integrated Vector Management

**Challenge:** No fogging machine and Acteric 500 EC

## Cholera:

- ❖ Distribution of aqua tablets for water treatment in the affected districts
- ❖ WHO Supported 141 RDTs Kits
- ❖ Preposition of Medical supplies
- ❖ Support the affected districts come out with cholera response plan

**Challenge:** Need for reagents for sequencing and genotyping

## Coordination of outbreak response:

- ❖ National coordination meeting supported ([video Conferencing with Dodoma](#))
- ❖ Through EOC and PORALG, provide support to districts which are reporting
- ❖ WHO and partners continue to monitor surveillance data and trends for all outbreaks

# AHSANTE SANA



World Health  
Organization

---

Tanzania