



UNITED REPUBLIC OF TANZANIA

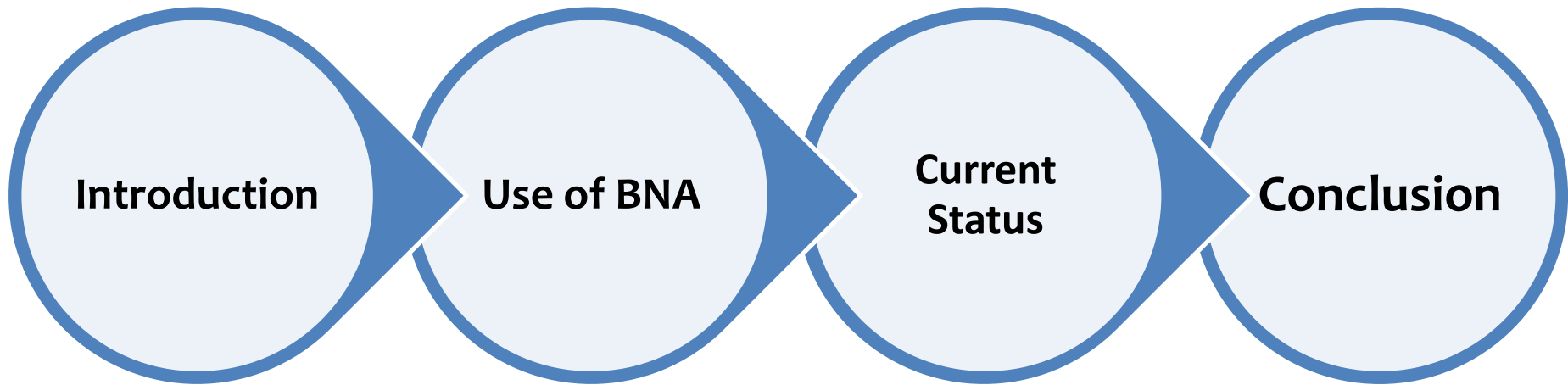
BOTTLENECK ANALYSIS (BNA) FOR SELECTED KEY NUTRITION INTERVENTIONS



Tanzania Food and Nutrition Centre (TFNC)

April 2019

Outline



1. Introduction

- **BNA: Is an evidence based** approach which make use of the available data, information and knowledge to make decisions.
- **BNA addresses gaps** to facilitate the monitoring of bottlenecks and support decision-making processes for promoting equitable coverage of nutrition services.
- **BNA builds** on a systematic way to look at the main determinants of effective coverage for interventions in order to identify problem and purposely act on them in a timely manner.
- **Tanahashi Model** has been adopted in setting up the **determinants** of coverage of nutrition services.

1. Introduction

- **BNA** has been extensively used in Tanzania, currently marking its fourth full cycle of implementation.



- Therefore, BNA has been used during the implementation of the NNS (2011/12 – 2015/16) as well as the NMNAP.
- The actual practise in the implementation of BNA; data is collected in two folds: **Semester 1** and **cumulatively Semester 2**.
- Data is collected from districts by DNuOs, using a predetermined data tool in excel format.

1. Introduction

- **BNA:** is conducted using selected nutrition specific interventions

No.	Area	Intervention
1	Maternal, Infant, Young Child and Adolescent Nutrition	Promotion of optimal infant and young child feeding (IYCF) among caregivers of young children
2	Integrated Management of Acute Malnutrition	Treatment of Severe Acute Malnutrition (SAM) among children under five years
3	Prevention of Micronutrient Deficiencies	Vitamin A Supplementation (VAS) among children aged 6-59 months Iron-Folic Acid Supplementation for (IFAS) Pregnant Women

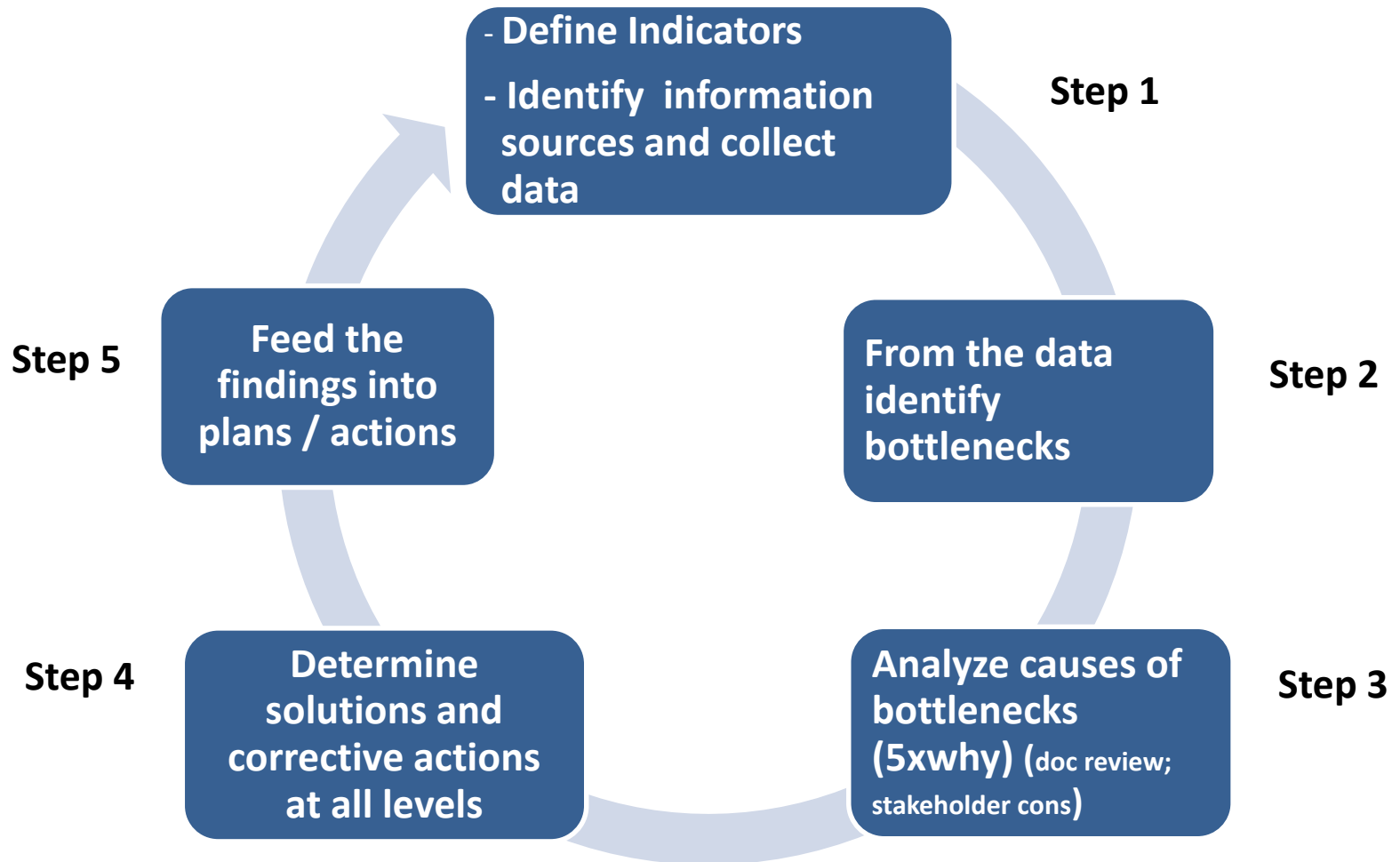
For nutrition sensitive interventions, BNA can also be carried out by relevant sectors (Health, WASH, Education, Agriculture, Social Protection etc.)

2. Uses of Bottleneck Analysis

- Current levels of coverage of Infant and Young Child Feeding (IYCF), Integrated management of acute malnutrition (IMAM) and Iron-Folic Acid Supplementation (IFAS) are low.
 - ✓ There is a need to understand the **main reasons** behind these low coverage and **propose corrective actions**
- Reaching coverage of nutrition interventions as depicted in the NMNAP requires effective implementation and rigorous monitoring of key actions.
- With BNA, we have to systematic tool to assess the main determinants of effective coverage of selected specific nutrition interventions.

2. Uses of Bottleneck Analysis

Steps for bottleneck analysis




3. Current Status on the Use of BNA

- The use of BNA for nutrition has been widely practiced as an evidence based tool to identify barriers in the realization of fully implementation of nutrition interventions.
- With BNA Councils are able has evolved identify problem areas and purposely propose actions to rectify them, through **evidence-based planning and budgeting for nutrition.**
- There has been a growing response to data completeness for BNA (i.e. nearly 98% of the Councils)
- Data for BNA has been extensively used:
 - ✓ Regional Planning and Budgeting Meetings;
 - ✓ Annual Joint Multisectoral Meetings Review Meetings (JMNR);

4. Conclusion

- **Organize meetings for an indepth discussion on BNA results with a view to capacitate councils on the use results for evidence based planning and budgeting for nutrition.**
- **Ensure that interventions identified through BNA exercise are prioritized in the annual workplans by LGAs.**
- **Link this Bottleneck Analysis with DHIS 2 through the Online Platform which is currently being developed by TFNC, UDSM, PORALG.**

Analysis of Causes of Bottlenecks



ASANTENI SANA